

# **AD ASTRA: A PLAN TO REOPEN KANSAS**



May 14, 2020

# CONTENTS

MESSAGE FROM THE GOVERNOR .....	1
OVERVIEW .....	2
PHASE ONE .....	6
PHASE 1.5 .....	12
PHASE TWO .....	18
PHASE THREE .....	24
PHASE OUT .....	29
FUNDAMENTAL PUBLIC HEALTH GUIDELINES .....	31

## My fellow Kansans,

We have been through quite an ordeal these last two months. The breadth of change we've all been forced to accept in a matter of weeks has been drastic, disorienting, and utterly disruptive.

In some ways, this crisis has brought out the best in us as Kansans. It has reminded us what truly matters in life, and how much we need each other, despite what this polarized world would have us believe. It has redefined everyday heroism and humanity and taught us to notice these acts, and give thanks for them, more intentionally.

In other ways, the coronavirus pandemic has placed a glaring spotlight on the fractures of our society, on our public health infrastructure, and on our politics. It has expedited numerous crises that were in the making long before COVID-19 turned our world upside down. And it will force us to confront those vulnerabilities and pressure points before this emergency subsides.

I want to thank you all for the tremendous sacrifices you have made to embrace these painful changes.

As we prepare for the future, everyone has a responsibility to do their part in protecting their fellow Kansans. This framework is not a return to the life we knew just a few short months ago. Until a vaccine is developed, we must continue to adhere to the fundamental mitigation practices that have kept us alive up to this point.


Moving forward, we will measure our progress by monitoring our testing rates, COVID-19 hospitalizations, ability to contact trace, and

availability of personal protective equipment. Our testing rate needs to increase, and we will work diligently to improve it. We will do all we can to avoid setbacks in our reopening process and here are some things you can do to help:

- **Follow your county's restrictions. Not all counties may choose to open at the same time.**
- **Stay home if you're sick.**
- **Wear masks in public settings.**
- **Maximize physical distance (6 ft or more) in public settings.**
- **Avoid socializing with large groups.**
- **High-risk individuals should only leave the house for essential needs.**
- **Minimize nonessential travel.**
- **Check in (via phone/letter/text/email) with friends and family who are isolated.**
- **Wash your hands frequently.**

I have faith in Kansans, and it is because of that faith that I can promise you, our state will return to a "new normal." After all, in Kansas we don't just say they'll be brighter days ahead, we create them.

**Ad Astra Per Aspera.**



Laura Kelly,  
Governor of Kansas

# OVERVIEW

On May 4, 2020, Governor Laura Kelly lifted the statewide “Safer at Home” order and allow Kansas communities to begin phased reopening by issuing a statewide executive order (EO) to begin Phase One of the “Ad Astra: A Plan to Reopen Kansas”.

The State will set the regulatory baseline in each phase of this framework, with Kansas local governments retaining authority to impose additional restrictions that are in the best interest of the health of their respective residents, consistent with the de-centralized public health system outlined in Kansas law. For example, if a county decides to impose a local order or impose additional restrictions not outlined in the EO, they are permitted to do so under certain conditions. Local governments do not have to apply or submit requests to the state to institute any equal or more restrictive standards. Local governments that choose not to impose any additional restrictions are required to operate within the regulatory baseline of the Governor’s EO for each phase.

The Governor will evaluate the state’s disease spread, testing rates, death rates, hospitalizations, ability of state and local public health authorities to contain outbreaks and conduct contact tracing, and availability of personal protective equipment when determining if the state should move to the next “Phase.” Regardless of phase, the State

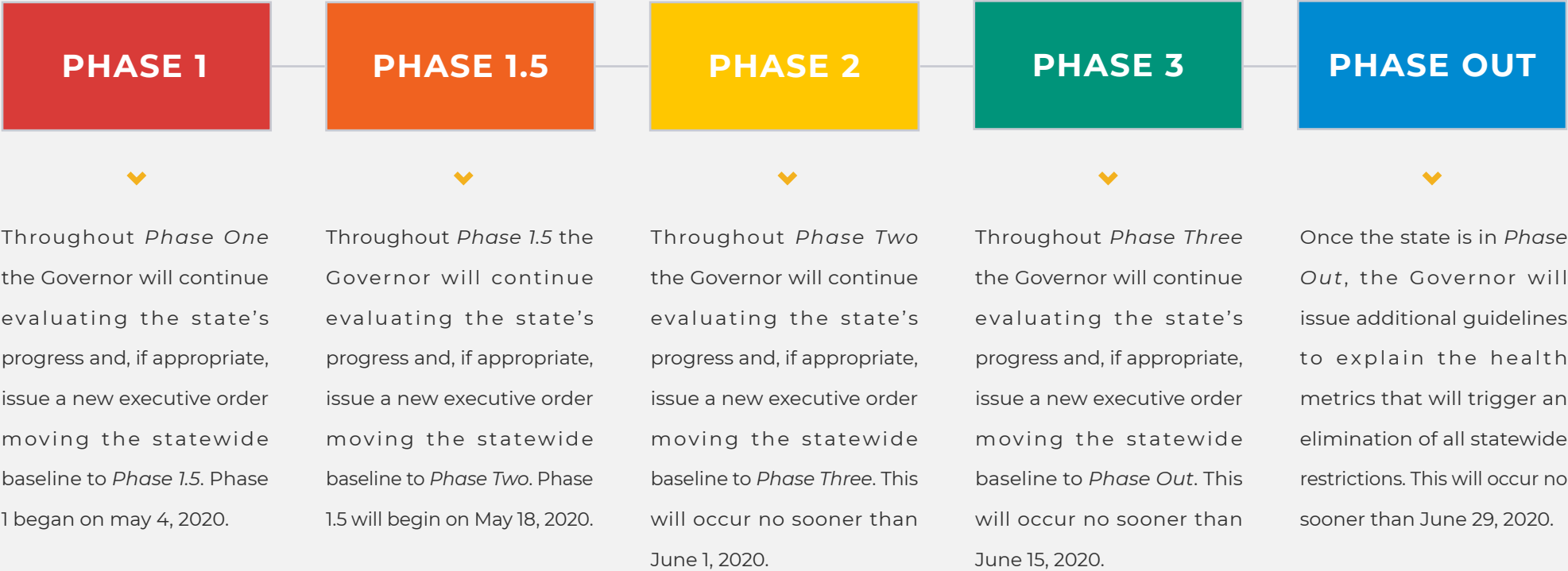
Health Officer retains the authority to impose additional public health interventions in any area that contains an emergent and significant public health risk as determined by the Officer. Specific business and activity restrictions in each phase were determined by assessing the contact intensity of the service provided, the number of contacts generally possible, and the ability to modify the risk of activities and services.

Throughout all these phases, Kansans should maintain social distancing, practice good hygiene, remain home when sick, follow isolation and quarantine orders issued by state or local health officers, use cloth face masks when leaving their homes, and continue to clean and disinfect surfaces. These are basic public health guidelines that will slow the spread of this disease as we slowly re-open Kansas. Individuals are strongly encouraged to resume seeking medical services while following safety guidelines issued by each respective medical facility.

Mass gathering limits for each phase were determined by considering the growing capacity of our public health infrastructure and a measured, gradual approach for loosening restrictions. The Governor reserves the right to loosen or strengthen these restrictions in subsequent phases based on the state’s health progress.



# PLAN TIMELINE



## RESPONSIBILITIES OF THE STATE OF KANSAS AND LOCAL GOVERNMENTS

As stated previously, the State will set the regulatory baseline for Kansas local governments in each phase of this framework, allowing local governments to retain the ability to impose additional restrictions that are in the best interest of the health of their residents. Any specific guidelines not outlined in this document are the jurisdiction of each local government. The State will not force communities to reopen. However, the Kansas Department of Health and Environment recommends that local governments monitor the following health criteria when determining if they should continue respective “stay-at-home” mandates or impose any additional restrictions:

DISEASE SPREAD	HOSPITALS	DEATHS
<b>Stable or declining over a 14-day period.</b> Rate of COVID-19 cases per 100,000 population.	<b>Decreasing number of new COVID-19 admissions.</b> Stable (flat) or a downward trajectory of the COVID-19 in-patient counts within a 14-day period.	<b>Decreasing number of deaths.</b> Downward trajectory of COVID-19 deaths within a 14-day period.

KDHE will publish routine data on these metrics by county.

## THE KANSAS ESSENTIAL FUNCTIONS FRAMEWORK (KEFF)

While local governments may implement more restrictive orders regarding businesses, mass gatherings, or stay-home requirements, throughout each reopening phase local governments must continue to allow the performance of essential functions identified in the Kansas Essential Functions Framework (see Executive Order 20-16). However, such local orders may affect or regulate essential functions so long as they do not significantly disrupt performance of the essential function. Local governments may decide whether an individual or organization performs an essential function under the Kansas Essential Function Framework (KEFF), but any individual or business with confirmation of its KEFF status from the State is to remain deemed essential.



## THE GOVERNOR'S CONTINUING COMMITMENT TO KANSAS COMMUNITIES

The Governor continues to make the following commitments to Kansas communities in order to aid the reopening efforts:

- Secure testing capabilities to ensure the State can continue to effectively monitor its progress.
- Work with private industry, local, and county governments to provide adequate personal protective equipment for frontline workers fulfilling critical functions necessary to protect Kansans from COVID-19.
- Provide the state and local public health infrastructure with the resources needed to effectively track outbreaks, isolate infected individuals, and conduct contact-tracing to mitigate virus spread.
- Conduct ongoing analysis and evaluation of the plan outlined within this document, while making assessments available to the public and taking necessary steps to reconfigure as lessons are learned, new trends emerge, or as unforeseen circumstances arise.



# PHASE ONE

BEGINS MAY 4, 2020 AS DIRECTED BY EXECUTIVE ORDER 20-29



## GATHERINGS

- Mass gatherings of no more than **10** individuals allowed.



## INDIVIDUALS

- Masks are strongly encouraged in public settings.
- Maintain 6 foot social distance.



## EMPLOYERS

- Telework is strongly encouraged when possible.
- Any employee exhibiting symptoms should be required to stay home.



## TRAVEL

- Minimize or avoid nonessential travel.
- Follow KDHE travel and quarantine guidelines for travel to high-risk areas.

## ✗ ACTIVITIES NOT ALLOWED TO OPEN

- Community centers
- Large entertainment venues with capacity of 2,000 +
- Fairs, festivals, parades, & graduations
- Public swimming pools
- Organized sports facilities
- Summer camps

## ✗ ESTABLISHMENTS NOT ALLOWED TO OPEN

- Bars and nightclubs excluding already operating curbside and carryout services
- Casinos (non-tribal)
- Indoor leisure spaces
- Fitness centers and gyms
- Personal service businesses where close contact cannot be avoided

## ✓ EDUCATION, ACTIVITIES, & VENUES ALLOWED TO OPERATE

- Childcare facilities
- Libraries

## GENERAL PROVISIONS

- The previous statewide Stay-at-Home and mass gatherings orders are lifted and mass gatherings of more than 10 individuals are prohibited. Mass gatherings are defined as instances in which individuals are in one location and are unable to maintain 6 feet of distance between individuals (not including individuals who reside together) with only infrequent or incidental moments of closer proximity.
- Industries or functions that are already in operation pursuant to KEFF may continue to function while, if possible, avoiding gatherings of more than 10 individuals where social distancing measures are difficult to maintain.
- Any local government that decides to impose equal or more stringent restrictions during this phase is permitted to do so, except with regards to essential functions in KEFF.
- Any federal restrictions imposed and still in effect must be followed.

\*High-risk individuals include those with underlying medical conditions, including, chronic lung disease, asthma, heart conditions, severe obesity, chronic kidney disease, liver disease, or otherwise immunocompromised.

## GUIDANCE FOR INDIVIDUALS

- **Masks:** Individuals are strongly encouraged to wear cloth masks in public settings as appropriate.
- **Outdoor Activities:** When in public (e.g., parks, outdoor recreation areas, shopping areas), individuals and family units should consistently maintain 6 feet of distance from others with only infrequent or incidental moments of closer proximity.
- **Social Gatherings:** Avoid socializing in person with groups of 10 or more individuals in both indoor and outdoor settings, especially in circumstances that do not allow for a physical distance of 6 feet or more between individuals or groups with only infrequent or incidental moments of closer proximity. (e.g., receptions, trade shows).
- **High-Risk Individuals\*:** High-risk individuals are advised to continue to stay home except when conducting essential functions.
- **Travel:** Minimize or eliminate nonessential travel and follow KDHE travel and quarantine guidelines for travel to high-risk areas. Essential travel includes travel for urgent family, medical, and business-related needs as determined by the individual or business.

## GUIDANCE FOR EMPLOYERS

- **Telework:** Strongly encouraged for all employees when possible.
- **On-site Operations:** Avoid large gatherings of employees of 10 or more where social distancing protocols cannot be maintained except for infrequent or incidental moments of closer proximity and phase in employees on-site as possible while maintaining 6 feet of distance between employee workstations.
- **Potentially Sick Employees:** Any employees exhibiting symptoms should be required to stay at home and asked to call their health care provider.
- **Business Travel:** Minimize or eliminate nonessential travel and follow KDHE travel and quarantine guidelines for travel to high-risk areas. Essential travel includes travel for urgent and necessary family, medical, and business-related needs as determined by the individual or business.
- **Visits to Long-term Care Facilities or Correctional Facilities:** In-person visits to these facilities should be prohibited. Those who must interact with residents must adhere to strict protocols regarding hygiene and screening.



## BUSINESS RESTRICTIONS

All businesses not prohibited to the right **MAY OPEN IF:**

- ✓ They can maintain at least 6 feet of distance between consumers (individuals or groups). Restaurants or dining establishments may meet this requirement by using physical barriers sufficient to prevent virus spread between seated customers or groups of seated customers.
- ✓ AND fundamental cleaning and public health practices are followed. Businesses should follow industry-specific guidelines as provided on [covid.ks.gov](https://covid.ks.gov). Any additional best practices guidance from each business sector is strongly encouraged.
- ✓ AND businesses must avoid any instances in which groups of more than 10 individuals are in one location and are unable to consistently maintain 6 feet of distance with only infrequent or incidental moments of closer proximity. This does not limit the total occupancy of a business, but requires that businesses limit areas and instances in which consistent physical distancing cannot be maintained, such as tables, entrances, lobbies, break rooms, check-out areas, etc.

The following businesses **DO NOT OPEN** open in this phase:

- ✗ Bars and night clubs, excluding already operating curbside and carryout services.
- ✗ Casinos (non-tribal)
- ✗ Theaters, museums, and other indoor leisure spaces (trampoline parks, arcades, etc.)
- ✗ Fitness centers and gyms
- ✗ Nail salons, barber shops, hair salons, tanning salons, tattoo parlors and other personal service businesses where close contact cannot be avoided.

---


Local governments retain authority to impose equal or more stringent restrictions on businesses during this phase, except as to essential functions in KEFF.





## EDUCATIONAL FACILITIES

- K-12 facilities remain subject to the provisions of EO 20-07 regarding school closures, including the requirement that fewer than 10 students, instructors, or staff be present for normal operations. K-12 facilities should continue to follow the guidelines of the Continuous Learning Plan developed by the Kansas State Department of Education. Districts with facilities in more than one county or city should follow any applicable directives issued by the county and city in which their district office is located.
- Higher education facilities that are closed before May 4th should remain closed for in person learning or events involving groups of more than 10 individuals present at a time.
- Licensed childcare facilities may continue operations pursuant to state and local regulations.



## ACTIVITIES AND VENUES

All activities and venues not prohibited to the right **MAY OPEN IF:**

- ✓ They can maintain at least 6 feet of distance between individuals or groups.
- ✓ AND fundamental cleaning and public health practices are followed. Follow industry specific guidelines as provided on [covid.ks.gov](https://covid.ks.gov).
- ✓ AND avoid any instances in which more than 10 individuals are in one location and are unable to maintain 6 feet of distance with only infrequent or incidental moments of closer proximity. This does not limit the total occupancy of a facility, but requires that facilities limit mass gatherings in areas and instances in which physical distancing cannot be maintained such as in entrances, lobbies, locker rooms, etc.

The following activities and venues **DO NOT OPEN** in this phase:

- ✗ Community centers
- ✗ Outdoor and indoor large entertainment venues with capacity of 2,000 or more
- ✗ Fairs, festivals, carnivals, parades, and graduations
- ✗ Swimming pools (other than backyard pools)
- ✗ Organized sports facilities and tournaments
- ✗ Summer camps

Local governments retain authority to impose any equal or additional restrictions on educational facilities, activities, and venues, except as to essential functions in KEFF.



# PHASE 1.5

BEGINS MAY 18, 2020 AS DIRECTED BY EXECUTIVE ORDER 20-32



## GATHERINGS

- Mass gatherings of no more than **10** individuals allowed.



## INDIVIDUALS

- Masks are strongly encouraged in public settings.
- Maintain 6 foot social distance.



## EMPLOYERS

- Telework is strongly encouraged when possible.
- Any employee exhibiting symptoms should be required to stay home.



## TRAVEL

- Minimize or avoid nonessential travel.
- Follow KDHE travel and quarantine guidelines for travel to high-risk areas.

## ✗ ACTIVITIES NOT ALLOWED TO OPEN

- Community centers
- Large entertainment venues with capacity of 2,000 +
- Fairs, festivals, parades
- Swimming pools
- Organized sports facilities, tournaments, and practices
- Summer camps

## ✗ ESTABLISHMENTS NOT ALLOWED TO OPEN

- Bars and nightclubs excluding already operating curbside and carryout services
- Casinos (non-tribal)
- Indoor leisure spaces

## ✓ ESTABLISHMENTS, EDUCATIONAL FACILITIES, ACTIVITIES, & VENUES ALLOWED TO OPERATE WITH RESTRICTIONS

- Childcare facilities
- Libraries
- Commencement ceremonies
- Personal service businesses
- Fitness center and health clubs

## GENERAL PROVISIONS

- The previous statewide Stay-at-Home and mass gatherings orders are lifted and mass gatherings of more than 10 individuals are prohibited. Mass gatherings are defined as instances in which individuals are in one location and are unable to maintain 6 feet of distance between individuals (not including individuals who reside together) with only infrequent or incidental moments of closer proximity.
- Industries or functions that are already in operation pursuant to KEFF may continue to function while, if possible, avoiding gatherings of more than 10 individuals where social distancing measures are difficult to maintain.
- Any local government that decides to impose equal or more stringent restrictions during this phase is permitted to do so, except with regards to essential functions in KEFF.
- Any federal restrictions imposed and still in effect must be followed.

\*High-risk individuals include those with underlying medical conditions, including, chronic lung disease, asthma, heart conditions, severe obesity, chronic kidney disease, liver disease, or otherwise immunocompromised.

## GUIDANCE FOR INDIVIDUALS

- **Masks:** Individuals are strongly encouraged to wear cloth masks in public settings as appropriate.
- **Outdoor Activities:** When in public (e.g., parks, outdoor recreation areas, shopping areas), individuals and family units should consistently maintain 6 feet of distance from others with only infrequent or incidental moments of closer proximity.
- **Social Gatherings:** Avoid socializing in person with groups of 10 or more individuals in both indoor and outdoor settings, especially in circumstances that do not allow for a physical distance of 6 feet or more between individuals or groups with only infrequent or incidental moments of closer proximity. (e.g., receptions, trade shows).
- **High-Risk Individuals\*:** High-risk individuals are advised to continue to stay home except when conducting essential functions.
- **Travel:** Minimize or eliminate nonessential travel and follow KDHE travel and quarantine guidelines for travel to high-risk areas. Essential travel includes travel for urgent family, medical, and business-related needs as determined by the individual or business.

## GUIDANCE FOR EMPLOYERS

- **Telework:** Strongly encouraged for all employees when possible.
- **On-site Operations:** Avoid large gatherings of employees of 10 or more where social distancing protocols cannot be maintained except for infrequent or incidental moments of closer proximity and phase in employees on-site as possible while maintaining 6 feet of distance between employee workstations.
- **Potentially Sick Employees:** Any employees exhibiting symptoms should be required to stay at home and asked to call their health care provider.
- **Business Travel:** Minimize or eliminate nonessential travel and follow KDHE travel and quarantine guidelines for travel to high-risk areas. Essential travel includes travel for urgent and necessary family, medical, and business-related needs as determined by the individual or business.
- **Visits to Long-term Care Facilities or Correctional Facilities:** In-person visits to these facilities should be prohibited. Those who must interact with residents must adhere to strict protocols regarding hygiene and screening.



## BUSINESS RESTRICTIONS

All businesses not prohibited to the right **MAY OPEN IF**:

- ✓ They can maintain at least 6 feet of distance between consumers (individuals or groups). Restaurants or dining establishments may meet this requirement by using physical barriers sufficient to prevent virus spread between seated customers or groups of seated customers.
- ✓ AND fundamental cleaning and public health practices are followed. Businesses should follow industry-specific guidelines as provided on [covid.ks.gov](https://covid.ks.gov). Any additional best practices guidance from each business sector is strongly encouraged.
- ✓ AND businesses must avoid any instances in which groups of more than 10 individuals are in one location and are unable to consistently maintain 6 feet of distance with only infrequent or incidental moments of closer proximity. This does not limit the total occupancy of a business, but requires that businesses limit areas and instances in which consistent physical distancing cannot be maintained, such as tables, entrances, lobbies, break rooms, check-out areas, etc.

The following businesses **MAY OPEN IF** they comply with the requirements to the left and **ONLY** to the extent described below:

- Nail salons, barber shops, hair salons, tanning salons, tattoo parlors and other personal service businesses where close contact cannot be avoided may open, but only for pre-scheduled appointments or online check-in.
- Fitness centers and health clubs may open, but in-person group classes may not occur and locker rooms must be closed except as necessary to use restroom facilities.

---

The following businesses **DO NOT OPEN** open in this phase:


- ✗ Bars and night clubs, excluding already operating curbside and carryout services.
- ✗ Casinos (non-tribal)
- ✗ Theaters, museums, and other indoor leisure spaces (trampoline parks, arcades, etc.)

---

Local governments retain authority to impose equal or more stringent restrictions on businesses during this phase, except as to essential functions in KEFF.

## EDUCATIONAL FACILITIES

- K-12 facilities remain subject to the provisions of EO 20-07 regarding school closures, including the requirement that fewer than 10 students, instructors, or staff be present for normal operations. K-12 facilities should continue to follow the guidelines of the Continuous Learning Plan developed by the Kansas State Department of Education. Districts with facilities in more than one county or city should follow any applicable directives issued by the county and city in which their district office is located.
- Higher education facilities that are closed before May 4th should remain closed for in person learning or events involving groups of more than 10 individuals present at a time.
- Licensed childcare facilities may continue operations pursuant to state and local regulations.





## ACTIVITIES AND VENUES

All activities and venues not prohibited to the right **MAY OPEN IF**:

- ✓ They can maintain at least 6 feet of distance between individuals or groups.
- ✓ AND fundamental cleaning and public health practices are followed. Follow industry specific guidelines as provided on [covid.ks.gov](https://covid.ks.gov).
- ✓ AND avoid any instances in which more than 10 individuals are in one location and are unable to maintain 6 feet of distance with only infrequent or incidental moments of closer proximity. This does not limit the total occupancy of a facility, but requires that facilities limit mass gatherings in areas and instances in which physical distancing cannot be maintained such as in entrances, lobbies, locker rooms, etc.

---

The following activities and venues **MAY ONLY OPEN IF** they comply with the requirements below:

- In-person commencement or graduation ceremonies may occur with no more than 10 individuals in a room, gymnasium, or facility at one time and only if those 10 individuals maintain a 6-foot distance between individuals (not including individuals who reside together) with only infrequent or incidental moments of closer proximity.
- Outdoor drive-through graduation ceremonies during which no more than 10 individuals are in the same area outside of their vehicles at a

time (i.e. school administration, graduate, family members, etc.) are allowed. Individuals who remain within an enclosed motorvehicle do not count toward the maximum number of attendees allowed in the same area.

---

The following activities and venues **DO NOT OPEN** in this phase:

- ✗ Community centers
- ✗ Outdoor and indoor large entertainment venues with capacity of 2,000 or more
- ✗ Fairs, festivals, carnivals, and parades
- ✗ Swimming pools (other than backyard pools)
- ✗ Organized sports facilities, tournaments, and practices
- ✗ Summer camps

---

Local governments retain authority to impose any equal or additional restrictions on educational facilities, activities, and venues, except as to essential functions in KEFF.

# PHASE TWO

## BEGINS NO EARLIER THAN JUNE 1, 2020

At a date determined by the Governor based on the overall progress of the State on outlined health metrics. The Governor will issue an Executive Order to move the State into this phase.



### GATHERINGS

- Mass gatherings of no more than **30** individuals allowed.



### INDIVIDUALS

- Masks are strongly encouraged in public settings.
- Maintain 6 foot social distance.



### EMPLOYERS

- Telework is strongly encouraged when possible.
- Any employee exhibiting symptoms should be required to stay home.



### TRAVEL

- Minimize or avoid nonessential travel.
- Follow KDHE travel and quarantine guidelines for travel to high-risk areas.

### ✗ ACTIVITIES NOT ALLOWED TO OPEN

- Large entertainment venues with capacity of 2,000+
- Fairs, festivals, and parades
- Summer camps

### ✓ ESTABLISHMENTS ALLOWED TO OPEN

- Bars and nightclubs at 50% total occupancy
- Casinos (non-tribal) if compliant with guidelines approved by the KDHE.
- Indoor leisure spaces

### ✓ EDUCATION, ACTIVITIES, & VENUES ALLOWED TO OPERATE

- Childcare facilities
- Libraries
- Swimming pools
- Community centers
- Organized sports facilities, tournaments, and practices with some exceptions

## GENERAL PROVISIONS

- Mass gatherings of more than 30 individuals are prohibited. Mass gatherings are defined as instances in which individuals are in one location and unable to maintain 6 feet of distance between individuals (not including individuals who reside together) with only infrequent or incidental moments of closer proximity.
- Businesses or functions that are already in operation pursuant to KEFF may continue to function while, if possible, avoiding gatherings of more than 30 individuals where social distancing measures are difficult to maintain.
- Local governments retain authority to impose equal or more stringent restrictions during this phase is permitted to do so, except with regards to essential functions in KEFF.
- Any federal restrictions imposed and still in effect must be followed.

## GUIDANCE FOR INDIVIDUALS

- **Masks:** Individuals are encouraged to wear cloth masks in public settings as appropriate.
- **Outdoor Activities:** When in public (e.g., parks, outdoor recreation areas, shopping areas), individuals (not including individuals who reside together) should maintain 6 feet of distance from others with only infrequent or incidental moments of closer proximity.
- **Social Gatherings:** Avoid socializing in person with groups of more than 30 individuals in both indoor and outdoor settings, especially in circumstances that do not allow for a physical distance of 6 feet or more between individuals or groups with only infrequent or incidental moments of closer proximity. (e.g., receptions, trade shows).
- **High-Risk Individuals\*:** High-risk individuals are advised to continue to stay home except for essential needs.
- **Travel:** Minimize nonessential travel and follow KDHE travel and quarantine guidelines for travel to high-risk areas. Essential travel includes travel for urgent and necessary family, medical, and business-related needs as determined by the individual or business.

\*High-risk individuals include those with underlying medical conditions, including, chronic lung disease, asthma, heart conditions, severe obesity, chronic kidney disease, liver disease, or otherwise immunocompromised.

## GUIDANCE FOR EMPLOYERS

- **Telework:** Strongly encouraged for all employees when possible.
- **On-site Operations:** Avoid large gatherings of employees in groups of more than 30 where social distancing protocols cannot be maintained except for infrequent or incidental moments of closer proximity AND continue to phase in employees on-site as possible while maintaining 6 feet of distance between employee workstations.
- **Potentially Sick Employees:** Any employees exhibiting symptoms should be required to stay at home and asked to call their health care provider.
- **Business Travel:** Minimize nonessential travel and follow KDHE travel and quarantine guidelines for travel to high-risk areas. Essential travel includes travel for urgent and necessary family, medical, and business-related needs as determined by the individual or business.
- **Visits to Long-term Care Facilities or Correctional Facilities:** In-person visits to these facilities should be prohibited. Those who must interact with residents must adhere to strict protocols regarding hygiene.



## BUSINESS RESTRICTIONS

All businesses otherwise specified **MAY OPEN IF**:

- ✓ They can maintain at least 6 feet of distance between consumers (individuals or groups). Restaurants or dining establishments may meet this requirement by using physical barriers sufficient to prevent virus spread between seated customers or groups of seated customers.
- ✓ AND fundamental cleaning and public health practices are followed. Businesses should follow industry specific guidelines as provided on [covid.ks.gov](https://covid.ks.gov). Compliance with any additional best practices guidance from each business sector is strongly encouraged.
- ✓ AND businesses must avoid any instances in which groups of more than 30 individuals are in one location and are unable to maintain 6 feet of distance with only infrequent or incidental moments of closer proximity. This does not limit the total occupancy of a facility, but requires that facilities limit mass gatherings in areas and instances in which physical distancing cannot be maintained, such as in tables, entrances, lobbies, break rooms, checkout areas, etc.

The following businesses **MAY OPEN IF** they comply with the requirements to the left and **ONLY** to the extent described below:

- Bars and nightclubs may open at 50% total occupancy and can otherwise continue operating curbside and carryout services.
- Casinos (non-tribal), but only if they comply with uniform guidelines approved by the Kansas Department of Health and Environment.

---

Local governments retain authority to impose equal or more stringent restrictions on businesses during this phase, except as to essential functions in KEFF.



## EDUCATIONAL FACILITIES

- K-12 facilities remain subject to the provisions EO 20-07 regarding school closures, except that up to 30 students, instructors, or staff may be present for normal operations. K-12 facilities should continue to follow the guidelines of the Continuous Learning Plan developed by the Kansas State Department of Education. Districts with facilities in more than one county or city should follow any applicable directives issued by the county or city in which their district office is located.
- Higher education facilities that are closed before May 4th should remain closed for in person learning or events involving groups of more than 30 individuals present at a time.
- Licensed childcare facilities may reopen or continue operations pursuant to state and local regulations.



## ACTIVITIES AND VENUES

All activities and venues not prohibited to the right **MAY OPEN IF:**

- ✓ They can maintain at least 6 feet of distance between individuals or groups.
- ✓ AND fundamental cleaning and public health practices are followed. Compliance with any additional sector specific best practices guidance is strongly encouraged.
- ✓ AND avoid any instances in which more than 30 individuals are in one location and are unable to maintain 6 feet of distance with only infrequent or incidental moments of closer proximity. This does not limit the total occupancy of a facility, but requires that facilities limit mass gatherings in areas and instances in which physical distancing cannot be maintained, such as in entrances, lobbies, locker rooms, etc.

The following activities and venues **MAY OPEN IF** they comply with the requirements to the above and **ONLY** to the extent described below:

- Organized sports facilities and tournaments, except that concessions must not include self-service food or beverages

The following activities and venues **DO NOT OPEN** in this phase:

- ✗ Outdoor and indoor large entertainment venues with capacity of 2,000 or more
- ✗ Fairs, festivals, carnivals, and parades
- ✗ Summer camps

Local governments retain authority to impose any equal or additional restrictions on educational facilities, activities, and venues, except as to essential functions in KEFF.





# PHASE THREE

## BEGINS NO EARLIER THAN JUNE 15, 2020

At a date determined by the Governor based on the overall progress of the State on outlined health metrics. The Governor will issue an Executive Order to move the State into this phase.



### GATHERINGS

- Mass gatherings of no more than **90** individuals allowed.



### INDIVIDUALS

- Adhere to personal hygiene guidelines.
- Remain home if you feel sick.



### EMPLOYERS

- On-site staffing is unrestricted.



### TRAVEL

- Nonessential travel may resume.

## BUSINESS AND ACTIVITY RESTRICTIONS

All education, activities, venues and establishments may operate pursuant to mass gathering guidelines.

## GENERAL PROVISIONS

- Mass gatherings of more than 90 individuals are prohibited. Mass gatherings are defined as instances in which individuals are in one location and are unable to maintain 6 feet of distance between individuals (not including individuals who reside together) with only infrequent or incidental moments of closer proximity.
- Businesses or functions that are already in operation pursuant to the Kansas Essential Functions Framework (KEFF) may continue to function while, if possible, avoiding gatherings of more than 90 individuals where social distancing measures are difficult to maintain.
- Local governments retain authority to impose equal or more stringent restrictions during this phase, except as to essential functions in KEFF.
- Any federal restrictions imposed and still in effect must be followed.

## GUIDANCE FOR INDIVIDUALS

- **Masks:** Individuals may choose to wear cloth masks in public settings as appropriate.
- **Outdoor Activities:** When in public (e.g., parks, outdoor recreation areas, shopping areas), individuals (not including individuals who reside together) should maintain 6 feet of distance from others with only infrequent or incidental moments of closer proximity.
- **Social Gatherings:** Avoid socializing in person with groups of more than 90 individuals in both indoor and outdoor settings, especially in circumstances that do not allow for a physical distance of 6 feet or more between individuals or groups with only infrequent or incidental moments of closer proximity (e.g., receptions, trade shows).
- **High-Risk Individuals\*:** High-risk individuals may resume public interactions but should practice physical distancing and minimize exposure to large social settings when precautionary measures may be difficult.
- **Travel:** Engage in nonessential travel but follow KDHE travel and quarantine guidelines for travel to high-risk areas.

\*High-risk individuals include those with underlying medical conditions, including, chronic lung disease, asthma, heart conditions, severe obesity, chronic kidney disease, liver disease, or otherwise immunocompromised.

## GUIDANCE FOR EMPLOYERS

- **Telework:** Employers may begin reducing telework and start bringing employees back to work in an office setting.
- **On-site Operations:** Avoid large gatherings of employees in groups of more than 90 where social distancing protocols cannot be maintained except for infrequent or incidental moments of closer proximity AND phase in employees on-site as possible while maintaining 6 feet of distance between employee workstations.
- **Potentially Sick Employees:** Any employees exhibiting symptoms should be required to stay at home and asked to call their health care provider.
- **Business Travel:** Engage in nonessential travel but follow KDHE travel and quarantine guidelines for travel to high-risk areas.
- **Visits to Long-term Care Facilities or Correctional Facilities:**  
In person visits to these facilities may be gradually reinstated. Screening measures for all visitors can be continued. Those who must interact with residents must adhere to strict protocols regarding hygiene and screening.



## BUSINESS RESTRICTIONS

All businesses may open if:

- ✓ They can maintain at least 6 feet of distance between consumers (individuals or groups). Restaurants or dining establishments may meet this requirement by using physical barriers sufficient to prevent virus spread between seated customers or groups of seated customers.
- ✓ AND fundamental cleaning and public health practices are followed as designated by KDHE. Businesses should follow industry specific guidelines as outlined on [covid.ks.gov](https://covid.ks.gov). Following additional best practices guidance from each business sector are strongly encouraged.

- ✓ AND avoid any instances in which groups of more than 90 individuals are in one location and are unable to maintain 6 feet of distance with only infrequent or incidental moments of closer proximity. This does not limit the total occupancy of a business, but requires that businesses limit mass gatherings in areas and instances in which physical distancing cannot be maintained such as in tables, entrances, lobbies, break rooms, checkout areas, etc.

---

Local governments retain authority to impose equal or more stringent restrictions on businesses during this phase, except as to essential functions in KEFF.



## EDUCATIONAL FACILITIES

- K-12 facilities remain subject to the provisions EO 20-07 regarding school closures, except that up to 90 students, instructors, or staff may be present for normal operations. K-12 facilities should continue to follow the guidelines of the Continuous Learning Plan developed by the Kansas State Department of Education. Districts with facilities in more than one county or city should follow any applicable directives issued by the county or city in which their district office is located.
- Higher education facilities that are closed before May 4th should remain closed for in-person learning or events involving groups of more than 90 individuals present at a time.
- Licensed childcare facilities may reopen or continue operations pursuant to state and local regulations.

## ACTIVITIES AND VENUES

All activities and venues **MAY OPEN IF:**

- ✓ They can maintain at least 6 feet of distance between individuals or groups.
- ✓ AND fundamental cleaning and public health practices are followed. Any additional sector specific best practices guidance from each are strongly encouraged.
- ✓ AND avoid any instances in which more than 30 individuals are in one location and are unable to maintain 6 feet of distance with only infrequent or incidental moments of closer proximity. This does not limit the total occupancy of a facility, but requires that facilities limit mass gatherings in areas and instances in which physical distancing cannot be maintained, such as in entrances, lobbies, locker rooms, etc.

---

Local governments retain authority to impose any equal or additional restrictions on activities and venues, except as to essential functions in KEFF.

# PHASE OUT

## BEGINS NO EARLIER THAN JUNE 29, 2020

At a date determined by the Governor based on the overall progress of the State on outlined health metrics. The Governor will issue an Executive Order to move the State into this phase.



### GATHERINGS

- Maintain social distance where applicable.



### INDIVIDUALS

- Adhere to personal hygiene guidelines.
- Remain home if you feel sick.



### EMPLOYERS

- Follow any additional guidance for businesses and employees that is released.



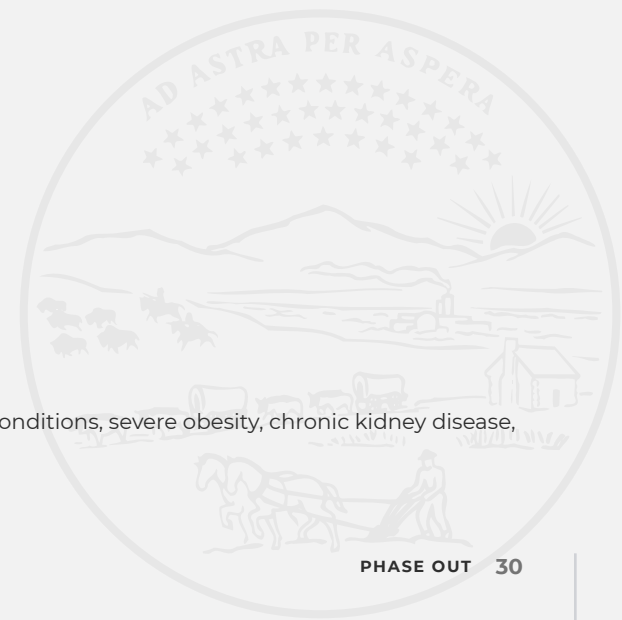
### TRAVEL

- Unrestricted.

## GENERAL PROVISIONS

- Stay-At-Home orders are lifted and mass gathering limits are significantly relaxed. Mass gatherings are defined as instances in which individuals are in one location and are unable to maintain 6 feet of distance between individuals (not including individuals who reside together) with only infrequent incidental moments of closer proximity.
- Once the state is in *Phase Out* the Governor will issue additional guidelines to explain what health metrics will trigger an elimination of all statewide restrictions.
- Local governments retain authority to impose equal or more stringent restrictions during this phase, except as to essential functions in KEFF.
- All businesses and activities should follow mass gatherings guidelines and institute appropriate public health measures.
- Individuals should continue hygiene protocols and practice social distancing when applicable. High-risk individuals should still exercise additional caution.
- Any federal restrictions imposed and still in effect must be followed.

\*High-risk individuals include those of all ages with underlying medical conditions, including, chronic lung disease, asthma, heart conditions, severe obesity, chronic kidney disease, liver disease, or otherwise immunocompromised.





# FUNDAMENTAL PUBLIC HEALTH GUIDELINES

These recommendations are a broad outline of public health measures that need to be taken during steps of the reopening process. More specific guidelines for individual industries have been compiled by the Department of Commerce and the Governor's Office based on discussions with industry leaders and can be found at [covid.ks.gov](https://covid.ks.gov).

## INDIVIDUALS

- Stay home as much as possible.
- Wash hands frequently with soap and water for at least 20 seconds. If soap and water is not available, use hand sanitizer with at least 60% alcohol.
- Avoid touching your eyes, nose and mouth.
- Distance yourself from others when in public, especially if you have a medical condition that puts you in a high-risk category.
- Cover your mouth and nose with a cloth mask when in public. Learn more about children and masks.
- Cover coughs and sneezes into an elbow or tissue. Throw the used tissue away and immediately wash your hands.
- Clean and disinfect frequently touched surfaces daily, including phones, keyboards, doorknobs, handles and light switches.

## INDIVIDUALS FEELING SICK


- If you are experiencing any of the following symptoms, seek medical care: fever (>100 F or 38 C), headache, cough, sore throat, rash, shortness of breath, chest pain, joint or muscle aches, weakness, vomiting, diarrhea, stomach or abdominal pain, and lack of appetite.
- Stay home except to get medical care.
- Separate yourself from other people in your home.
- Wash your hands often & avoid touching your face.
- Designate someone to routinely clean high-touch surfaces.

## HOUSEHOLDS WITH SICK FAMILY MEMBERS

- Give sick members their own room if possible and keep interactions limited.
- Consider providing additional protections or more intensive care for high-risk household members.
- Have only one family member care for them.

## EMPLOYERS

- Develop and implement appropriate policies in accordance with federal, state, and local regulations and guidance and share with employees.
- Continue to use telework if possible and consider use of variable work schedules.
- Use nonmedical cloth masks.
- Frequent handwashing of employees and/or use of gloves.  
*Use of gloves does not take the place of good handwashing, and gloves must be changed frequently to be effective.*
- Incorporate engineering controls such as physical barriers where possible.
- Reconfigure space to enable people to be located at least 6 feet apart.
- Support and enable employees to remain at home if they are unwell or have been in close contact with someone who is sick.
- Establish strict routine cleanings by sanitizing frequently touched surfaces in between customer exchanges.
- Provide signage at public entrances to inform all employees and customers of social distancing guidelines mandated within your business.
- Create a plan for a potential outbreak or exposure in your community. If an employee tests positive for the virus, immediately contact your local health department and follow their instructions



## HIGH-RISK POPULATION

*High-risk individuals* include those with underlying medical conditions, including chronic lung disease, asthma, heart conditions, severe obesity, chronic kidney disease, liver disease, or who are otherwise immunocompromised.

- Wear face masks when traveling outside of your household or interacting with other individuals.
- Monitor health and potential symptoms closely and report any signs of COVID-19.
- Limit all travel; telework if possible.
- Limit attending gatherings of any number of people outside of your household or residence.
- Do not visit nursing homes or other residential care facilities if possible.
- Those who are, or work with, high-risk populations should undergo daily screenings/symptom monitoring and should be tested if they develop symptoms.
- Households with high-risk individuals should consider providing more intensive precautions and should conduct themselves as if they are a significant risk to the high-risk individual, including wearing a face covering and washing hands frequently.