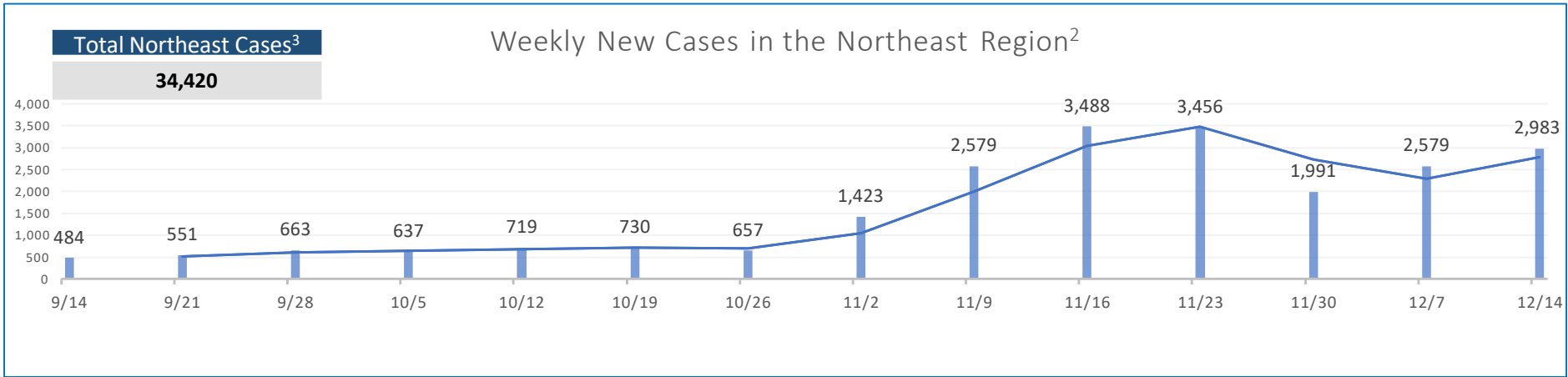


### Northeast Hospital Summary – HHS Protect<sup>1</sup>

Date(s) Reported 12/9-12/14			Staffing		Hospitalized COVID Patients			Adult Staffed ICU Bed* and Ventilator Availability					Reported COVID Deaths***
District <sup>1a</sup>	Hospitals Reporting	Percentage of Hospitals reporting	Number of Hospitals Anticipating Critical Staffing Shortages this Week	Percentage of hospitals anticipating staffing shortages this week	Confirmed Hospitalized COVID Patients	Hospitalized Confirmed or Suspected COVID Patients	ICU Beds with Suspected or Confirmed COVID patients	Total Adult Staffed ICU Beds	Adult Staffed ICU Beds Available	Percentage of Adult Staffed ICU Beds Available	Ventilators Available	Ventilators Used for COVID Patients	
NE	20	91%	6	30%	168	179	37	119	35	29%	146	20	2
Kansas	122		49	40%	1,063	1,196	284	809	135	17%	798	140	26



1. HHS Protect statistics are based on the most recent of 12/9 – 12/14 self-reported entries to the HHS Teletracking system . The Hospitals Reporting indicates the number of facilities reporting at least one data point for the day

1a. District is based on the county where the hospital resides. **NOT** the patients county of residence. Northeast KS District on this Dashboard does not include KC Metro Counties – Johnson, Leavenworth, Wyandotte

2. KDHE data updated Monday, Wednesday, and Friday <https://www.coronavirus.kdheks.gov/160/COVID-19-in-Kansas>

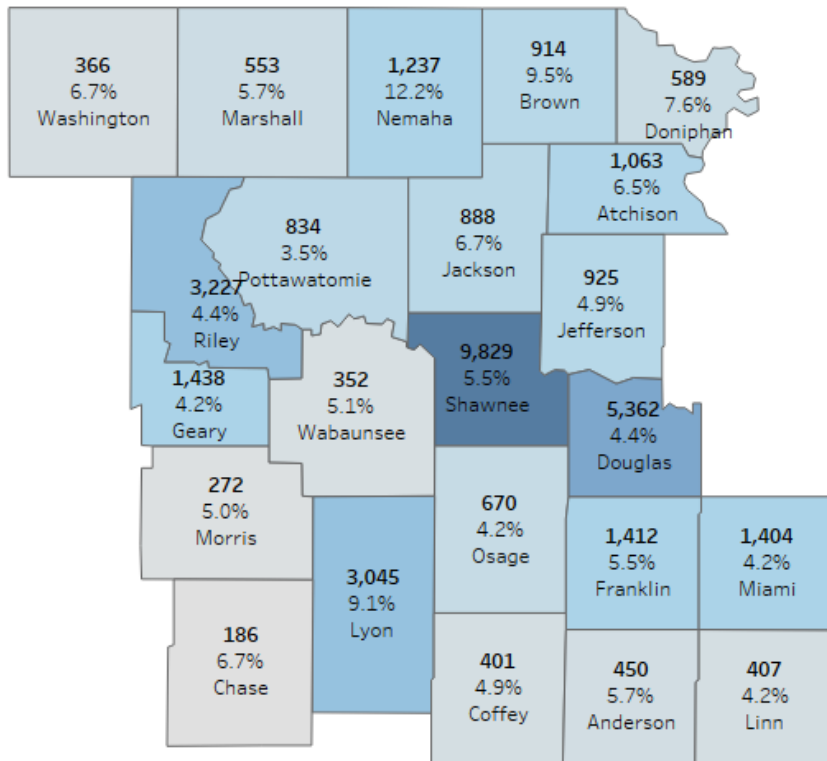
3. A case is defined by a person who tested positive for the novel coronavirus (SARs-CoV-s), which causes Coronavirus Disease 2019 (COVID-19). Confirmed and probable cases are reported in this dashboard. A probable case is defined as a person with a) presumptive lab evidence (serology) with COVID -19 symptoms or epi-linked to a confirmed case, or b) no lab testing with COVID-19 symptoms and epi-linked to a confirmed case. - Last updated 12/14/2020 – Based on statistics from KDHE for Kansas residents

\*The number of Adult Staffed ICU Beds available is derived by subtracting the reported number of Adult Staffed ICU Beds Occupied from the reported Total Adult Staffed ICU Beds. And, this includes ALL patients, not only COVID patients.

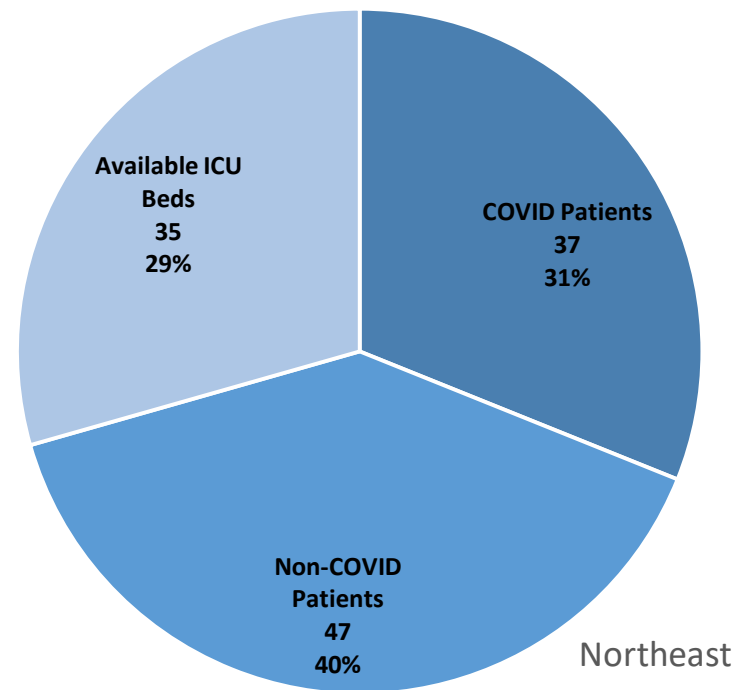
\*\*\*Number of patients with suspected or laboratory-confirmed COVID-19 who died on the previous calendar day of reporting in the hospital and hospital ED.

## Northeast Kansas

Total COVID-19 Cases and Percentage of County Population<sup>3</sup>



Patients Hospitalized in Adult ICU Beds\*



3. A case is defined by a person who tested positive for the novel coronavirus (SARs-CoV-s), which causes Coronavirus Disease 2019 (COVID-19). Confirmed and probable cases are reported in this dashboard. A probable case is defined as a person with a) presumptive lab evidence (serology) with COVID-19 symptoms or epi-linked to a confirmed case, or b) no lab testing with COVID-19 symptoms and epi-linked to a confirmed case. - Last updated 11/16/2020 – Based on statistics from KDHE for Kansas residents

4. Derived from: Patients currently hospitalized in a designated adult ICU bed who have suspected or laboratory-confirmed COVID-19, The total number of staffed inpatient adult ICU beds and ICU Bed occupancy, as reported by hospitals daily to HHS.