



Joint SPARK Taskforce Meeting

Office of Recovery Update

12/10/20

Today's Agenda

I. Opening Comments

Lyle Butler, Chair

II. Message for SPARK Taskforce

Governor Laura Kelly

III. Overview & Status of CRF Investments

Julie Lorenz, Executive Director

IV. Lessons learned and thoughts for the
Special Committee on Economic Recovery

Julie Lorenz, Executive Director
& Committee Discussion

V. Adjournment

Lyle Butler

Our neighbors' processes

1-time/Fixed Priorities:

Colorado: Governor consulted legislative leadership and announced priorities via letter to State's General Assembly in May

Nebraska: Governor announced investment priorities in May and that accounting firm Deloitte Touche had been hired to oversee the spending

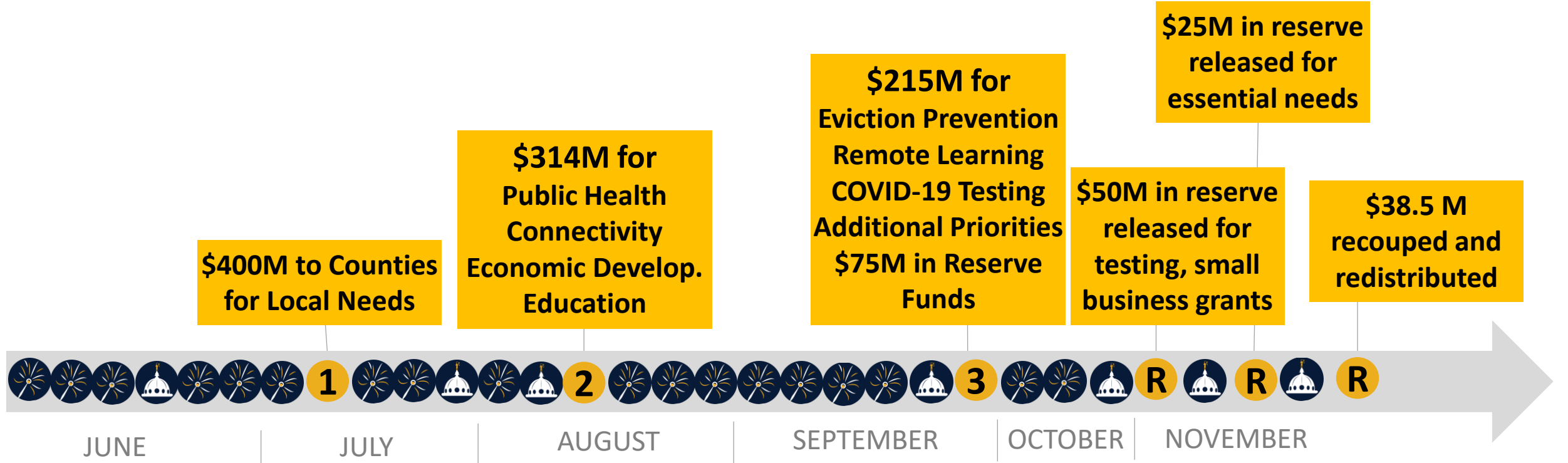
Ongoing Prioritization:

Missouri: Governor created a working group of government and legislative officials to serve as advisory body

Oklahoma: Governor established CARES FORWARD team of Cabinet Secretaries and public employees to oversee process. Legislature requires daily online reports of expenditures

No business or community leaders involved in the processes

A collaborative, accountable & transparent process



SPARK Taskforce Meeting



State Finance Council Meeting

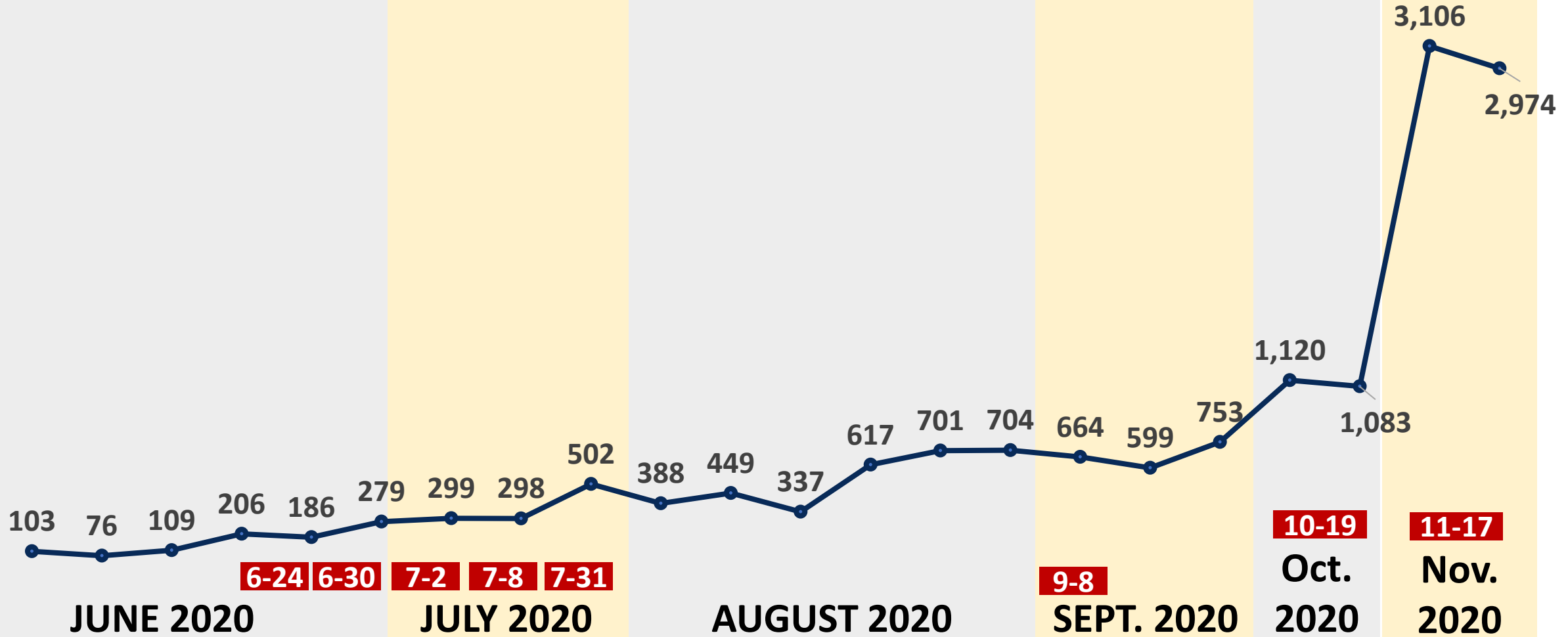


Funds released, redistributed

The landscape: Changing caseload and guidance

Source: KDHE

New COVID-19 Cases Reported by SPARK & SFC meeting Date



Updated Guidance from U.S. Treasury

13

Working Days Remain






**Recovery Office
compliance, coordination**

Counties Administer


Agencies Administer

Agencies Administer

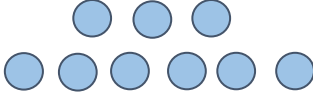
- Complete
- Underway
- Not needed
- Initial invest. complete; additional (recouped) funds now underway



**Round 1:
105 Counties**



**Round 2:
23 Statewide Programs**



**Round 3:
3 Statewide Programs
6 direct allocations**

Overall Investment Summary – Nov. 30 Estimates

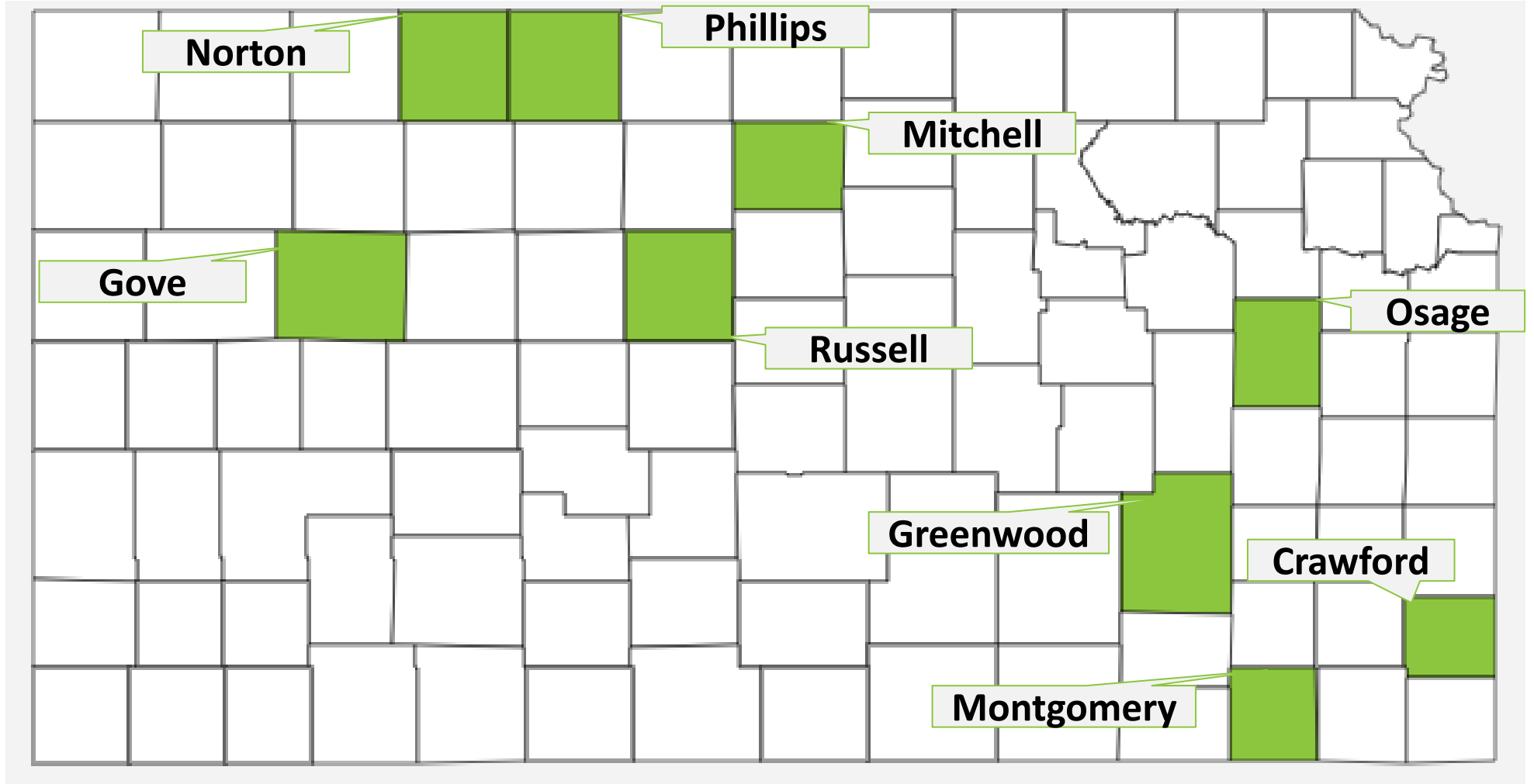


Round	Initial Invest.	Adjustment(s)	Awarded/ Pending Payment	Unawarded	Paid to Kansans or for Services
1. Counties	\$400 M	N/A	\$224 M	N/A	\$176 M
2. State Agencies	\$314 M \$101 M to Public Health \$78 M to Eco Devo \$60 M to Connectivity \$75 M to Education	+ \$20 M (R3 Reserve) + \$38.5 M (R3 Recoup)	\$76 M	\$43.5 M*	\$253 M
3. State Agencies & Nonprofits	\$290 M \$53 M to COVID-19 Testing \$35 M to Eviction Prevent. \$40 M to Child Supervision \$87 M in Direct Allocations \$75 M in Reserve Funds	- \$20 M (R3 Reserve) - \$38.5 M (R3 Recoup)	\$202.5 M	\$18 M	\$11 M

* This includes the \$38.5 SFC approved on Nov. 20.

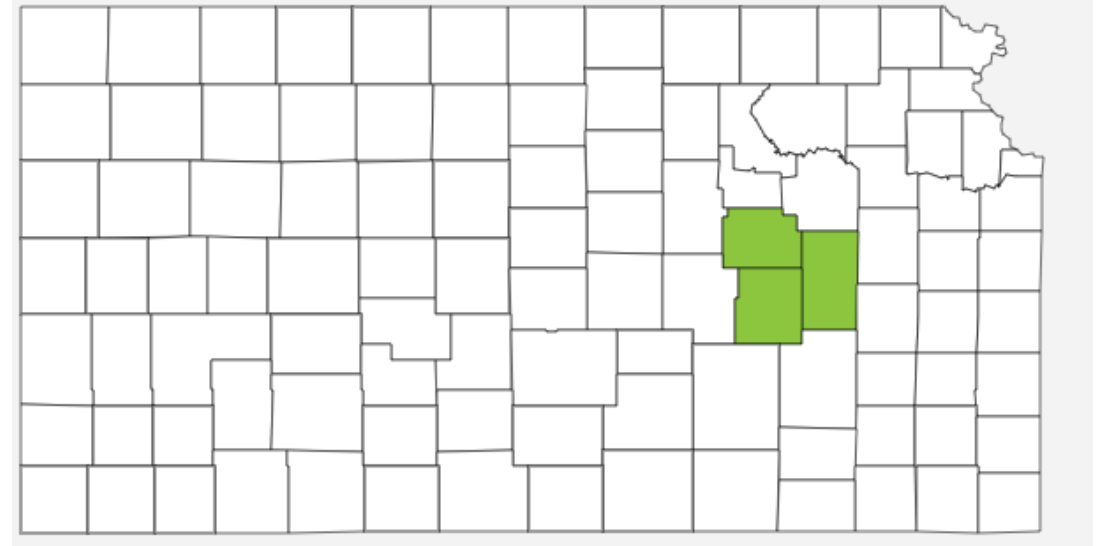


Counties with less than 15% remaining to spend in November & December





- Great example of Regional Partnerships
- Chase, Lyon and Morris are using their CRF dollars to **upgrade the radio system** for the area
- Will **improve emergency response**
- Cell phone coverage can be spotty in Flint Hills, radio system is critical need



Ongoing support for counties

- Webinars held to provide ideas and suggestions following Nov. 10 reports
- Additional webinars will be held December 15 & 16 at 2 p.m.
- Memo issued to provide clarity on supply chain disruptions
- Office of Recovery offers suggestions for how counties can use all their funds, but also encouraging counties to send funds they will not be able to use back so they can be redistributed where most needed

Round 2: Investment Overview

Public Health - \$101 M Total

- Contact Tracing ✓
- Cars for Nurses ✓
- Lab Capacity ✓
- Statewide Courier (N/A)
- Business PPE Program ✓
- Emergency Operation Centers ✓
- Testing Instruments ✓
- Mobile Collection ✓
- Support for Nursing Homes ✓
- Support for Local Health Departments ✓
- Community Based Services ✓
- Mental Health Grants ✓
- Worker Health Fund

✓ Program complete + Additional funds added

Economic Development - \$78 M Total

- IT & Job Placement ✓
- PPE Manufacturing ✓
- Small Business Grants +
- Securing Local Food Systems +

Connectivity- \$60 M Total

- Broadband infrastructure ✓
- Provider Partnership Support ✓

Education- \$75 M Total

- Support for Public Universities & Community Colleges ✓
- Technology for Families ✓
- ECE Health Fund ✓
- ECE Health Consultant Network

SFC approval of flexibility allows us to manage dynamic process among round 2 programs



Recoup & Redistribution efforts:

\$2.56 M from KDHE's Health Fund



150 Ventilators (KDEM)

\$2.77 M from KDADS Community Based Assist.



Securing Local Food Systems

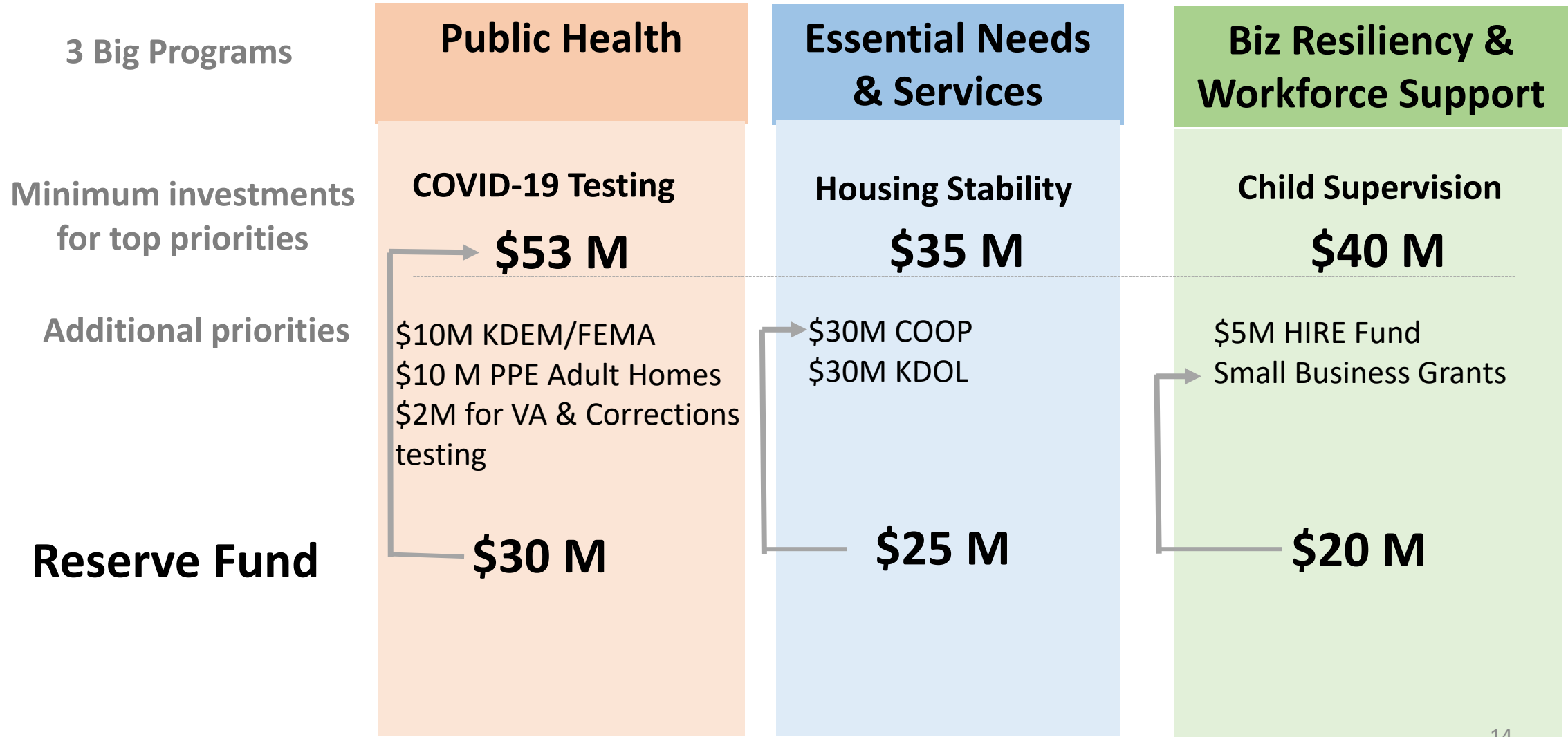
\$4.77 M from KDADs (Long-term care support*) &
\$500 K from KDHE Courier



Mental Health Grants

* Using recouped round 3 funds to provide long-term care facilities more PPE

Round 3 Investment Overview





Additional \$20M from round 3 reserve for Small Business

- All recipients have been notified that they will receive funds on November 30
- Approximately 800 businesses will receive funds through these funds

• Round 3 Recoupment Summary

	Kansas Eviction Prevention Program		Remote Learning for School-Age Children Program	
Initial Allocation:	\$35 M		\$40 M	
Recoup Rec:	\$15 M	+	\$23.5 M	= \$38.5 M for Redistribution

SFC Approved Redistribution Allocations

	Public Health Response	Business Resiliency & Workforce Support
Total Allocation:	\$18.5 M	\$20 M
Key Components:	Local Health Dept. Support Vaccine Admin/Distribution Hospital Surge Platform Nursing Home PPE Safety Net Clinics	Restaurant & Bars Movie Theaters Large Venues PPE Manufacturing Private Colleges
Admin by:	KDHE, KDADS & KDEM	Commerce

Process underway on all these programs.

Public Health Response Overview

Local Health Departs.

- **Cost Estimate:** \$5M
- **Components:**
 - Supplies for vaccine storing, admin. & distribution
 - PPE
 - Courier network support

Safety Net Clinics & Remote Monitoring

- **Cost Estimate:** \$4M
- **Components:**
 - Support for 13 Safety Net Clinics, not previously funded
 - Remoting monitoring devices to strengthen telehealth services, support care for COVID-19 patients

Hospital Surge Platform & Public Health Response

- **Cost Estimate:** \$7.5M
- **Components:**
 - Patient transfer and bed resource platform
 - Trailers for testing and vaccine sites
 - Match for Kansas National Guard
 - Non-congregate housing

Nursing Homes

- **Cost Estimate:** \$2M
- **Components:**
 - PPE

Public Health Response Total

\$18.5 Million

Business Resiliency & Workforce Support Overview

Restaurants & Bars

- **Cost Estimate:** \$4M
- **Components:**
 - Support for about 200 restaurants and bars that previously applied for grants, but did not receive funds because dollars ran out

Movie Theaters

- **Cost Estimate:** \$5M
- **Components:**
 - This would provide \$10,000 per movie screen for about 500 screens statewide

Large Venues

- **Cost Estimate:** \$4M
- **Components:**
 - Support for the state's 6 largest music venues and one statewide production company

PPE Manufacturing

- **Cost Estimate:** \$2M
- **Components:**
 - Support for manufacturers producing PPE and other critical needs items

Private Colleges

- **Cost Estimate:** \$5M
- **Components:**
 - This would provide support for independent colleges

Business Resiliency & Workforce Support Total

\$20 Million



Next Steps

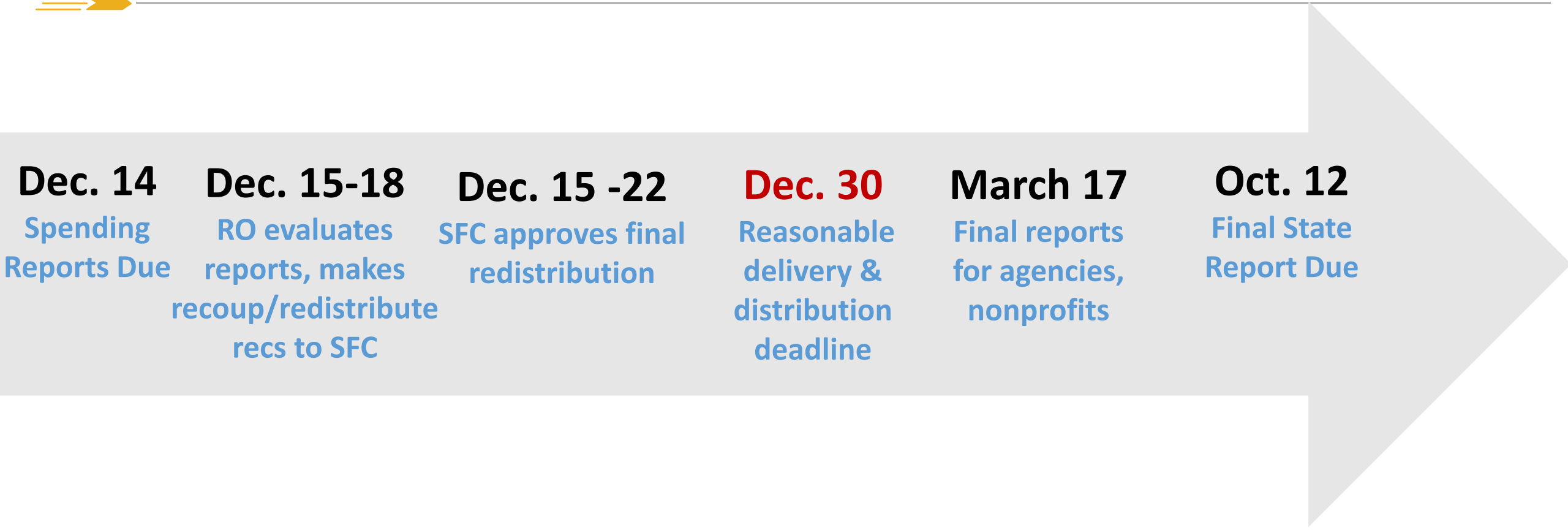
- County Spending Reports due **today**
- State Agencies Spending Reports due **Dec. 14**
- Office of Recovery reviews redistribution with SFC – **Mid/late December**

Remaining Timelines & Milestones: Counties



Dec. 10 Spending Reports Due	Dec. 11-17 RO evaluates reports, develops recommendations	Dec. 17-30 ongoing “voluntary” recoupment	Dec. 30 Reasonable delivery & distribution deadline	Jan - March Ongoing RO Support, Audits	March 17 Final Reports Due	June 15 Pay audit/ consulting fees
---	---	---	--	---	---	--

Remaining Timelines & Milestones: State Agencies & Nonprofits



Dec. 14 Spending Reports Due	Dec. 15-18 RO evaluates reports, makes recoup/redistribute recs to SFC	Dec. 15 -22 SFC approves final redistribution	Dec. 30 Reasonable delivery & distribution deadline	March 17 Final reports for agencies, nonprofits	Oct. 12 Final State Report Due
---	---	--	--	---	---



Office of Recovery Responsibilities & Timeline

December 2020

- Managing & Support for Counties & Programs
- Ongoing recoup/Redistribution recommendations
- Update to SPARK
- SFC Meeting

January 2021

- Monitoring final county expenses
- Recouping unused funds

Jan. – Oct. 2021

- Ongoing reporting
- State reconciliation
- Ongoing reporting to U.S. Treasury

Track investments at covid.ks.gov/covid-data/

1. Click on + to see more in each category

Funding Overview

Last updated on 11/30/2020

October 2020 Reporting Update

Click icon to see additional details on categories

SPARK Category	Planned Investment	Amount Transferred to Date
Public Health	\$208.8M	\$178.3M
Essential Needs	\$160.5M	\$155.6M
Business Resiliency & Workforce	\$137.9M	\$137.9M
Education	\$66.4M	\$66.4M
Community College / Tech College	\$9.4M	\$9.4M
Public Universities	\$55.5M	\$55.5M
Technology for Families	\$1.4M	\$1.4M
Connectivity	\$60.0M	\$60.0M

County: **RESET**

Total **\$1,034M** **\$959M**

Click on a county on the map or use the dropdown menu to select individual counties. Hold CONTROL (Windows) or COMMAND (iOS) button to select multiple counties.

1) \$400M was allocated to the Counties, while the remaining \$634M was allocated to programs and projects based on SPARK priorities
2) County-level data does not include state-wide administrative or other expenses for state-administered programs or projects



“We are very excited about the improvements and initiatives we have established with our CRF allocation. I feel we have a very good group of internal and external team members that have embraced a singular vision which was to provide an opportunity for Households and Businesses to **weather the effects of the pandemic** while preparing and positioning the County to **respond even better for future events.**”

I also want to thank you both and your team for providing updates, suggestions and guidance in managing this financial opportunity.

As we enter the home stretch on this grant we are grounded and humbled by the thought of knowing the pandemic will go on past the 12-30 grant deadline. But to our comfort we are encouraged to know that in addition to the financial infusion that was caused by the CRF allocation, more importantly **we have developed a network of knowledge with other Kansas Counties** that have gone through this battle with us. It is important to recognize that we can **call on our neighboring counties and they on us for support** and assistance to see us through.”

- Robert Reece
Finney County Administrator

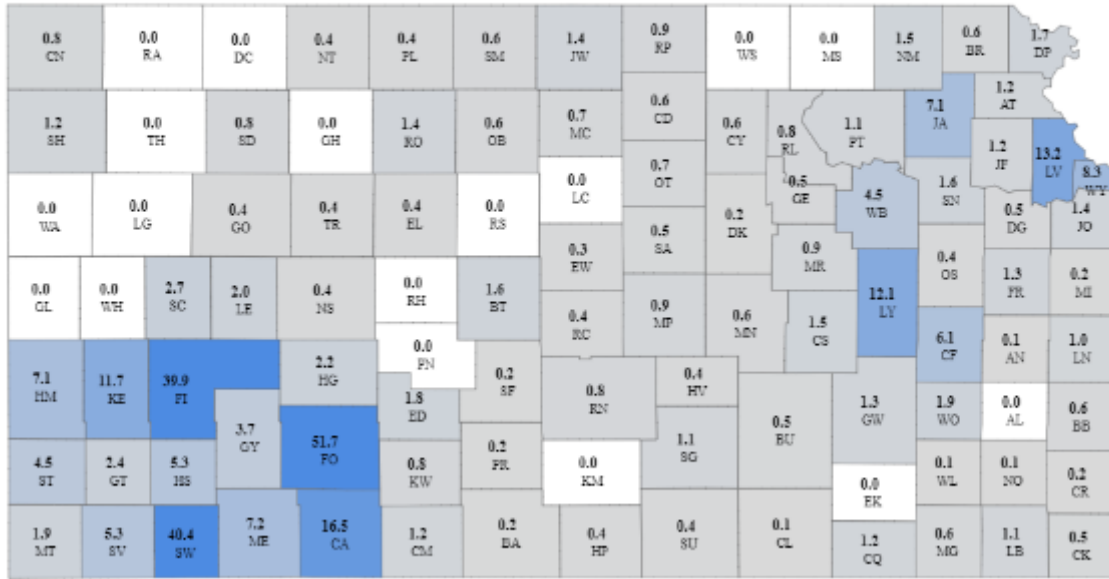



Lessons Learned and Observations for the Special Committee on Economic Recovery

1

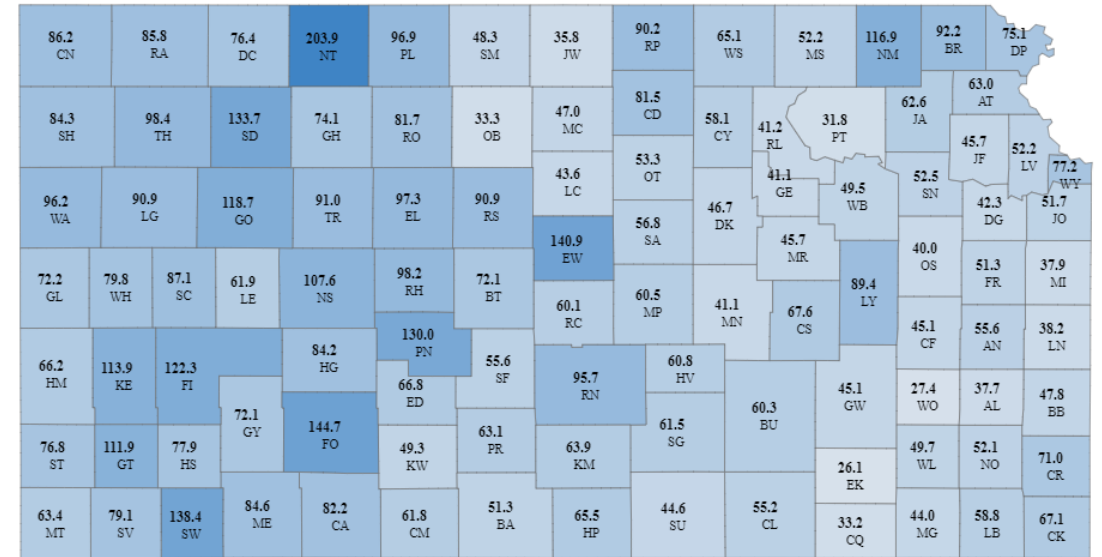
Be flexible/responsive: Needs can shift quickly

Total Case Rate per 1,000 by County



COVID-19 Case Rates at 1st SPARK Meeting
June 2, 2020

Total Case Rate per 1,000 by County

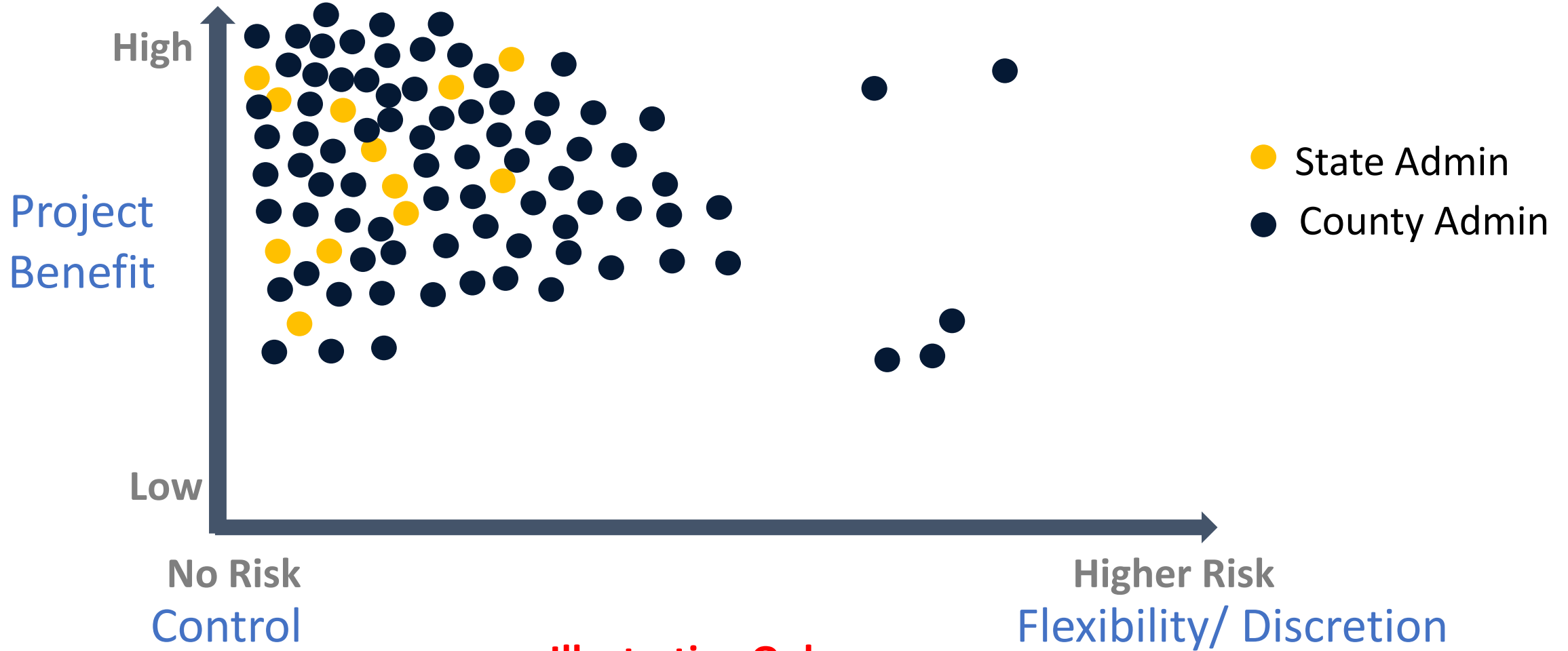


Current COVID-19 Case Rates
December 9, 2020

Ex: Allowing **counties to tailor investments** to their needs & adjust along the way

2

Benefit, risk & guidance



Illustrative Only

Kansas has a strong oversight process



	Approved Allocation	Projects & Programs Shaped by	Monitors for Compliance	Risk Mitigation
Round 1: Counties	SFC & SPARK	Counties & Local taskforces	Office of Recovery	County Resolution
Rounds 2 & 3 State Agencies	SFC & SPARK	SFC & SPARK	Office of Recovery	State Agency MOA

- Keep in mind that compliance is a moving target.
 - U.S. Treasury has sent updated guidance **frequently**

We work with counties to
ensure investments are
compliant & to **strengthen**
these **investments**



3

Be open to new **strategies**
and **partnerships**

Don't spend just "to
spend"

Ex: Statewide Courier



4

Program **specificity/external issues can limit** our ability to serve **Kansans**

Balance needs and funds



5

Delivery **time** matters!

Only **13 working days** remain
before Dec. 30 deadline

Impacts all investments



What lessons or observations do you have about this process and the needs of Kansans?





Next Steps

- Follow-up survey about lessons learned will be distributed later this week
- One more SPARK meeting in January?