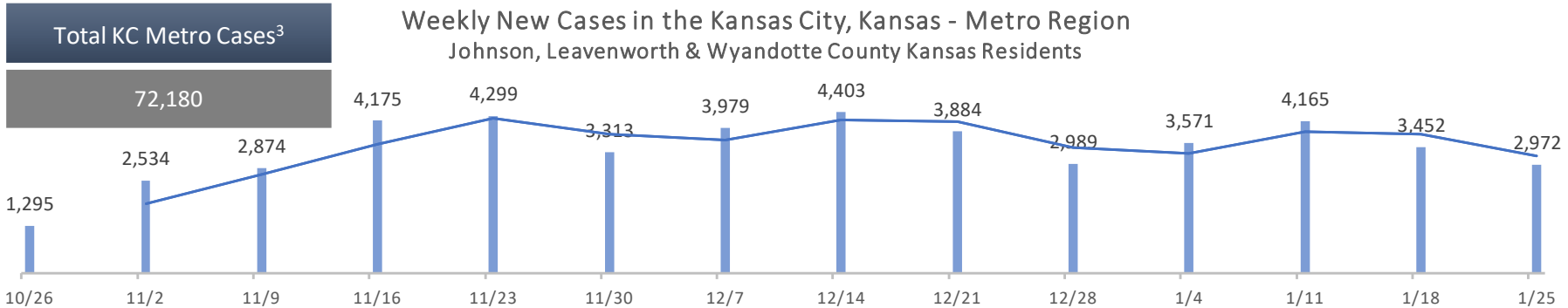


## Kansas City Metro

### KC Metro Hospital Summary – HHS Protect<sup>1</sup>

Date(s) Reported: 1/24-1/25/2021			Staffing		Hospitalized COVID Patients			Adult Staffed ICU Bed* and Ventilator Availability				
District <sup>1a</sup>	Hospitals Reporting	Percentage of Hospitals reporting	Number of Hospitals Anticipating Critical Staffing Shortages this Week	Percentage of hospitals anticipating staffing shortages this week	Confirmed Hospitalized COVID Patients	Hospitalized Confirmed or Suspected COVID Patients	ICU Beds with Suspected or Confirmed COVID patients	Total Adult Staffed ICU Beds	Adult Staffed ICU Beds Available	Percentage of Adult Staffed ICU Beds Available	Ventilators Available	Ventilators Used for COVID Patients
KC Metro	33	100%	8	24%	575	626	149	603	137	23%	726	91
Kansas Only	123		10	8%	696	764	171	800	210	26%	907	84



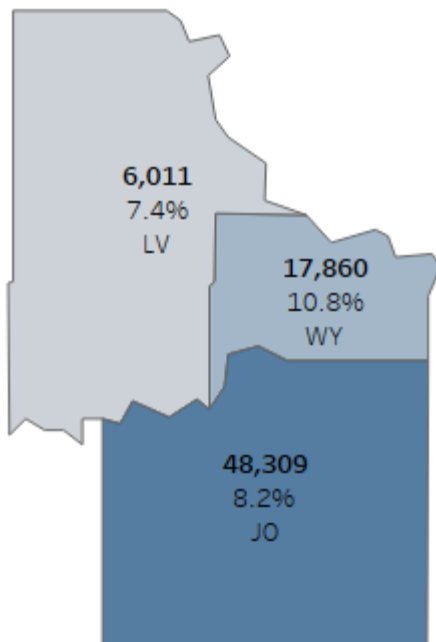
1. HHS Protect statistics are based on the most recent self-reported entries to the HHS Teletracking system. The Hospitals Reporting indicates the number of facilities reporting at least one data point for the day  
1a. District is based on the county where the hospital resides. NOT the patients county of residence. . **KC Metro District** includes data submitted by hospitals in Kansas and Missouri within the Kansas City Metro area counties: Johnson, Leavenworth, Miami, Wyandotte in Kansas and Bates, Cass, Clay, Clinton, Jackson, Lafayette and Ray in Missouri.

2. KDHE data updated Monday, Wednesday, and Friday <https://www.coronavirus.kdheks.gov/160/COVID-19-in-Kansas> - Regions are determined by County. Cases are in patients county of residents. **KDHE Data DOES NOT include any Missouri Resident Data.**

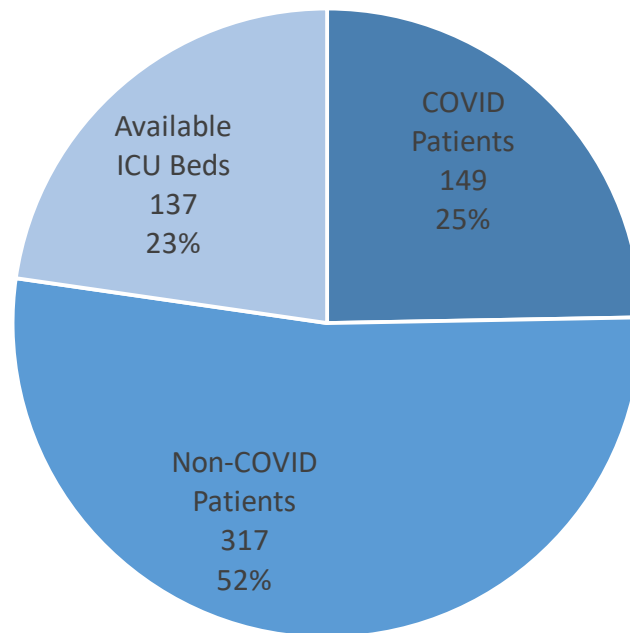
3. A case is defined by a person who tested positive for the novel coronavirus (SARs-CoV-s), which causes Coronavirus Disease 2019 (COVID-19). Confirmed and probable cases are reported in this dashboard. A probable case is defined as a person with a) presumptive lab evidence (serology) with COVID-19 symptoms or epi-linked to a confirmed case, or b) no lab testing with COVID-19 symptoms and epi-linked to a confirmed case. - Last updated today based on statistics from KDHE for Kansas residents

\*The number of Adult Staffed ICU Beds available is derived by subtracting the reported number of Adult Staffed ICU Beds Occupied from the reported Total Adult Staffed ICU Beds. And, this includes ALL patients, not only COVID patients.

## Kansas City Metro



### Patients Hospitalized in Adult ICU Beds<sup>4</sup>



### Total COVID-19 Cases and Percentage of County Population<sup>3</sup>

KC Metro

3. A case is defined by a person who tested positive for the novel coronavirus (SARs-CoV-s), which causes Coronavirus Disease 2019 (COVID-19). Confirmed and probable cases are reported in this dashboard. A probable case is defined as a person with a) presumptive lab evidence (serology) with COVID-19 symptoms or epi-linked to a confirmed case, or b) no lab testing with COVID-19 symptoms and epi-linked to a confirmed case. - Last updated today based on statistics from **KDHE for Kansas residents**

4. Derived from: Patients currently hospitalized in a designated adult ICU bed who have suspected or laboratory-confirmed COVID-19, The total number of staffed inpatient adult ICU beds and ICU Bed occupancy, as reported by hospitals daily to HHS. Pie chart includes **KC Metro District** hospitals in Kansas and Missouri within the Kansas City Metro area counties: Johnson, Leavenworth, Miami, Wyandotte in Kansas and Bates, Cass, Clay, Clinton, Jackson, Lafayette and Ray in Missouri. Please contact Sally Othmer – [sothmer@kha-net.org](mailto:sothmer@kha-net.org) with questions.