

## Southeast Kansas

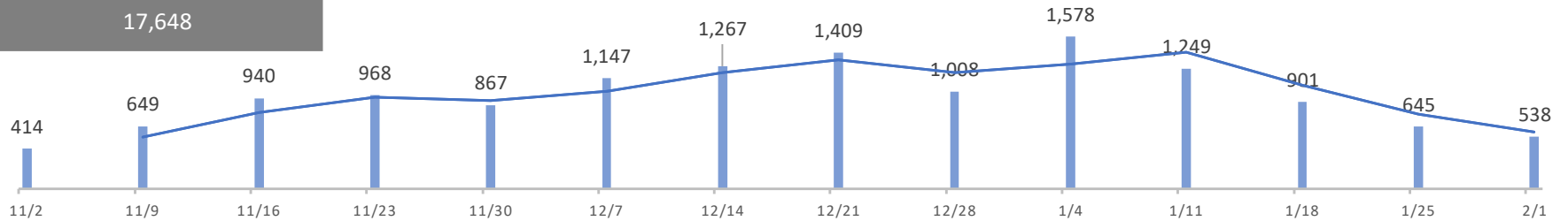
### Southeast Hospital Summary – HHS Protect<sup>1</sup>

Date(s) Reported: 1/30 – 2/2/2021			Staffing		Hospitalized COVID Patients			Adult Staffed ICU Bed* and Ventilator Availability				
District <sup>1a</sup>	Hospitals Reporting	Percentage of Hospitals reporting	Number of Hospitals Anticipating Critical Staffing Shortages this Week	Percentage of hospitals anticipating staffing shortages this week	Confirmed Hospitalized COVID Patients	Hospitalized Confirmed or Suspected COVID Patients	ICU Beds with Suspected or Confirmed COVID patients	Total Adult Staffed ICU Beds	Adult Staffed ICU Beds Available	Percentage of Adult Staffed ICU Beds Available	Ventilators Available	Ventilators Used for COVID Patients
SE	10	91%	2	20%	16	16	8	32	13	41%	70	4
Kansas	122		8	0	563	618	131	788	240	30%	939	53

#### Total Southeast Cases<sup>3</sup>

17,648

#### Weekly New Cases in the Southeast Region<sup>2</sup>



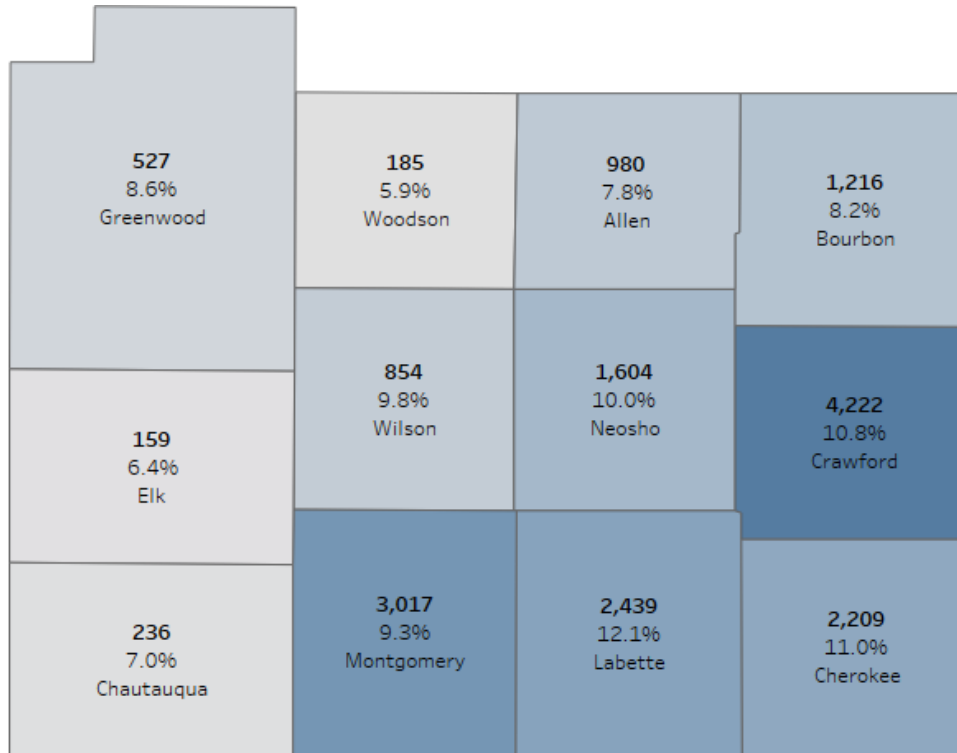
1. **HHS Protect** statistics are based on the most recent self-reported entries to the HHS Teletracking system . The Hospitals Reporting indicates the number of facilities reporting at least one data point for the day 1a. District is based on the county where the hospital resides. NOT the patients county of residence.

2. **KDHE** data updated Monday, Wednesday, and Friday <https://www.coronavirus.kdheks.gov/160/COVID-19-in-Kansas> - Regions are determined by County. Cases are in patients county of residents.

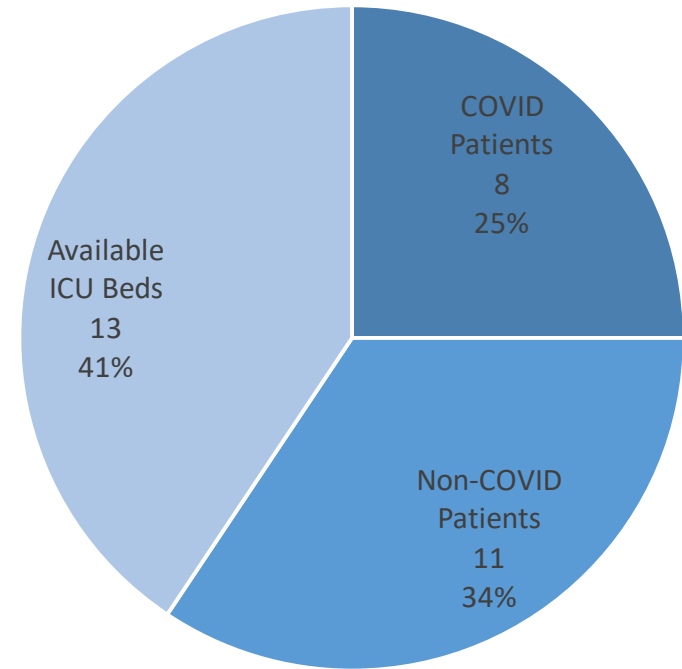
3. A case is defined by a person who tested positive for the novel coronavirus (SARS-CoV-s), which causes Coronavirus Disease 2019 (COVID-19). Confirmed and probable cases are reported in this dashboard. A probable case is defined as a person with a) presumptive lab evidence (serology) with COVID-19 symptoms or epi-linked to a confirmed case, or b) no lab testing with COVID-19 symptoms and epi-linked to a confirmed case. - Last updated today based on statistics from KDHE for Kansas residents

\*The number of Adult Staffed ICU Beds available is derived by subtracting the reported number of Adult Staffed ICU Beds Occupied from the reported Total Adult Staffed ICU Beds. And, this includes ALL patients, not only COVID patients.

## Southeast Kansas



Patients Hospitalized in Adult ICU Beds<sup>4</sup>



Southeast

Total COVID-19 Cases and Percentage of County Population<sup>3</sup>

3. A case is defined by a person who tested positive for the novel coronavirus (SARs-CoV-s), which causes Coronavirus Disease 2019 (COVID-19). Confirmed and probable cases are reported in this dashboard. A probable case is defined as a person with a) presumptive lab evidence (serology) with COVID-19 symptoms or epi-linked to a confirmed case, or b) no lab testing with COVID-19 symptoms and epi-linked to a confirmed case. - Last updated today based on statistics from KDHE for Kansas residents

4. Derived from: Patients currently hospitalized in a designated adult ICU bed who have suspected or laboratory-confirmed COVID-19, The total number of staffed inpatient adult ICU beds and ICU Bed occupancy, as reported by hospitals daily to HHS. Please contact Sally Othmer – [sothmer@kha-net.org](mailto:sothmer@kha-net.org) with questions.